




OVERDRIVE FROM ANDROID DEVICE

The Overdrive app is a great way to quickly find and get eBooks, audiobooks, streaming videos, and periodicals from you library on your Android device.

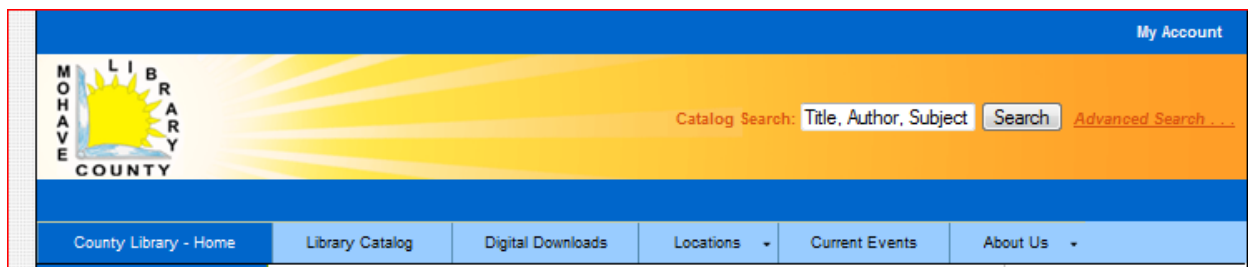


1. Install the Overdrive app from one of the following:



Google Play Store: <https://play.google.com> or
OverDrive: <http://app.overdrive.com> on your device.

You can also get to Overdrive from our library's home page as follows:
www.mohavecountylibrary.info.



2: Click on the Overdrive app OR library website, “Direct Link to Digital Download from Overdrive: on our library website, (www.mohavecountylibrary.info) and follow the prompts to create an account or sign in, if you already have an account.

Welcome to Mohave County Library's Digital Collection!

Use the search box above to find downloadable media (audio, e-book).

To search the *full* Library Catalog (all formats) click here:

<https://mclcd.ent.sirsi.net/client/default>

Need an App for your reading device? Click on "Library Apps"!

- [Direct Link to OneClickDigital](#)
- [Direct Link to digital downloads from Overdrive](#)
*My **Overdrive** Account . . .*
- [Direct Link to digital downloads from Axis360](#)
(MAC users can only use epub or pdf titles)
(Laptop users can only use e-books)
- [Direct Link to digital magazines \(Zinio\)](#)

3. In the Overdrive app, tap on  in the upper left corner tap on “Select for library, search for library by name, city or postal code. Tap on selected library. Select “Account” “Sign In”.



Subjects Collections ▾

Language ▾ | Feedback | Help

Search

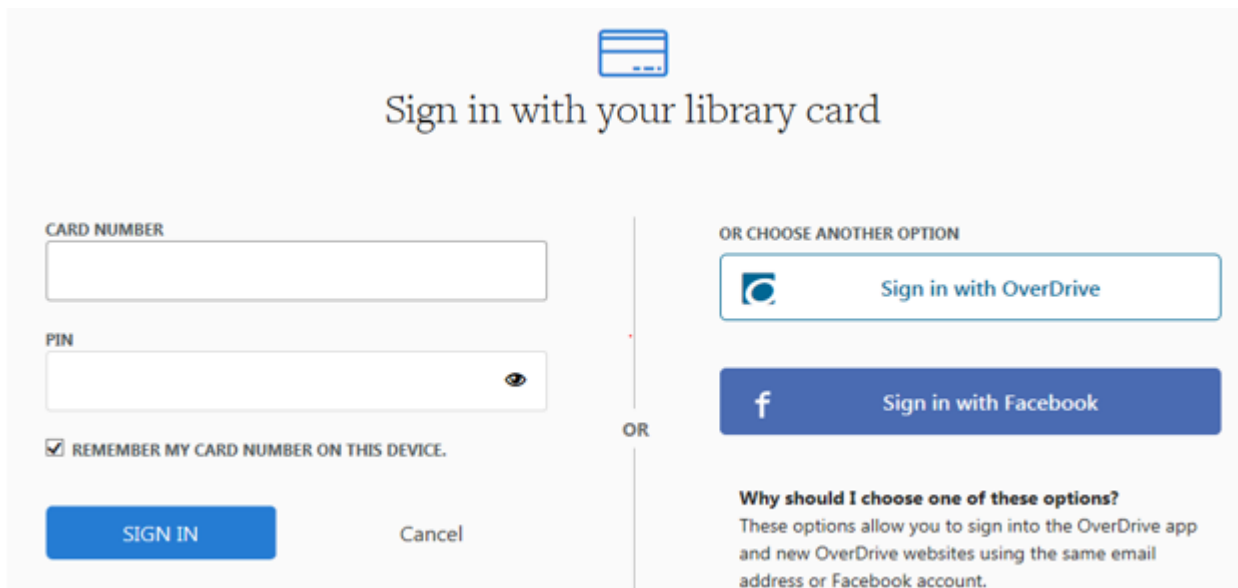


Sign in



Advanced >

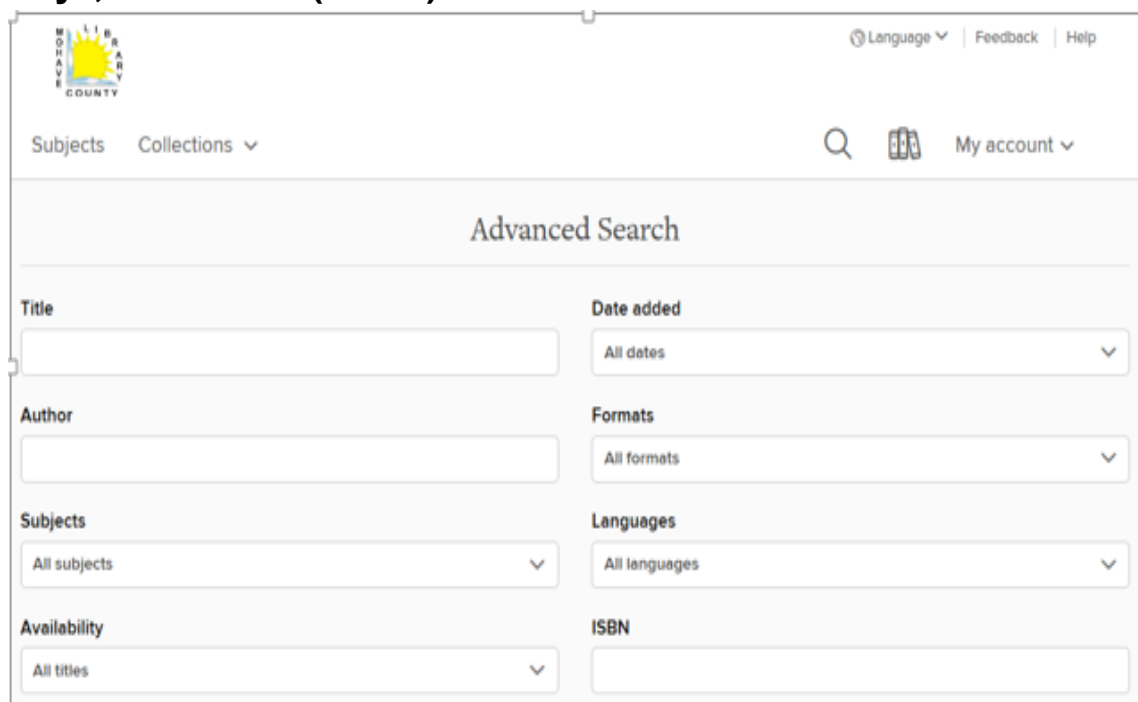
4. Sign in with library card numbers and PIN #.



The image shows a sign-in interface for a library card. At the top, there is a blue icon of a library card and the text "Sign in with your library card". Below this, there are two columns. The left column contains a "CARD NUMBER" input field, a "PIN" input field with an eye icon, a checked checkbox labeled "REMEMBER MY CARD NUMBER ON THIS DEVICE.", a blue "SIGN IN" button, and a "Cancel" link. The right column is titled "OR CHOOSE ANOTHER OPTION" and contains two buttons: "Sign in with OverDrive" (with a blue icon) and "Sign in with Facebook" (with a white 'f' icon on a blue background). Below these buttons, there is a section titled "Why should I choose one of these options?" with a paragraph explaining that these options allow users to sign into the OverDrive app and new OverDrive websites using the same email address or Facebook account.

5. TO SEARCH FOR BOOK:

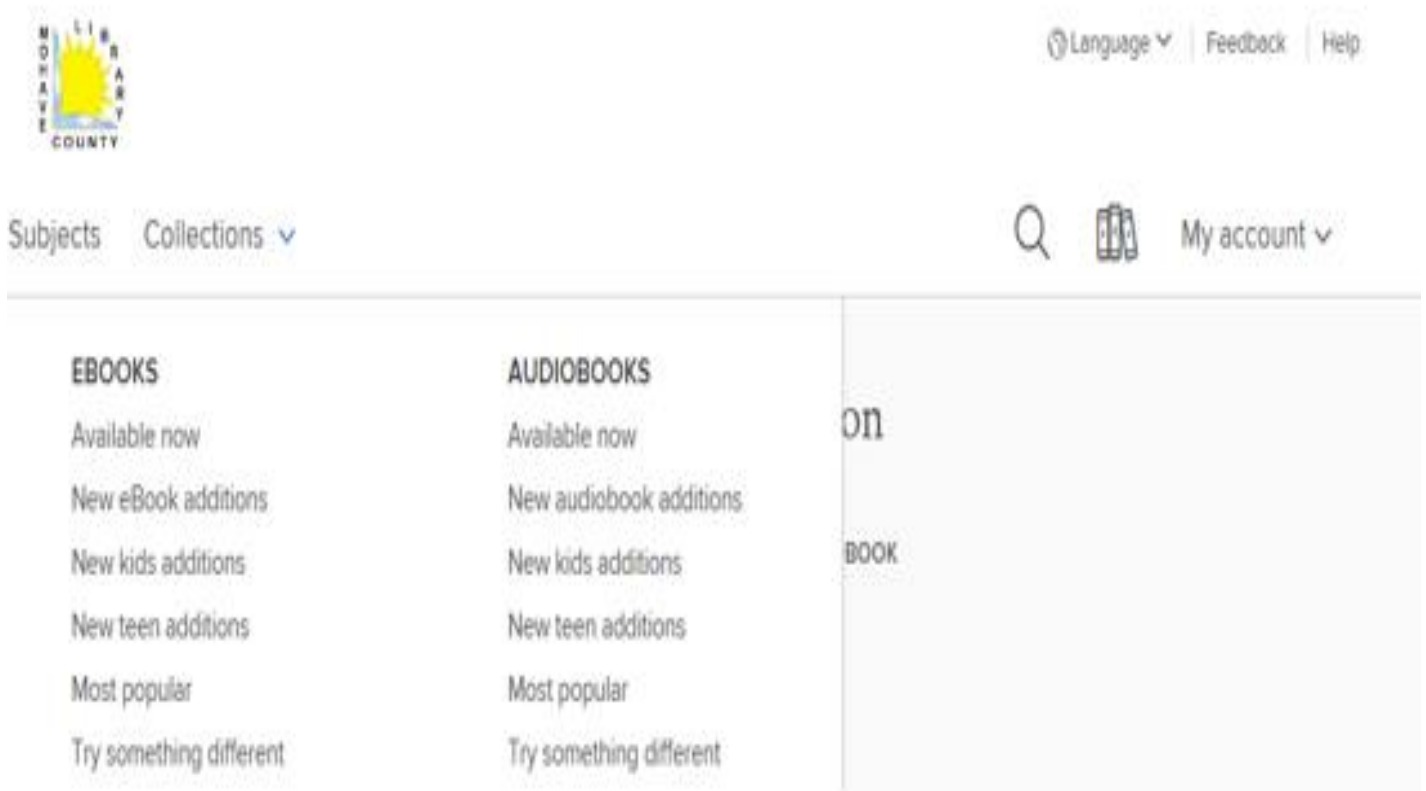
One way to search for a book, at the top of the page select **SEARCH ADVANCE/** next page. **SEARCH**, : Enter **SEARCH**, click on “Advance” and select “Subject”, “Availability”, “Formats” (e-Pub)” then 



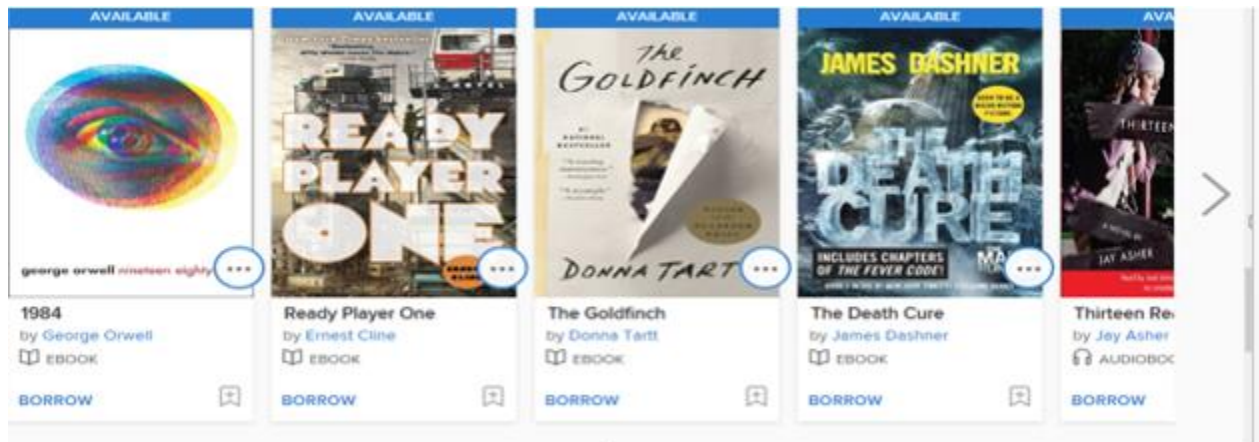
The image shows the "Advanced Search" form on a library website. The page header includes the Mohave County Library logo, "Language" dropdown, "Feedback", and "Help". Below the header, there are "Subjects" and "Collections" dropdowns, a search icon, a mobile app icon, and "My account" dropdown. The "Advanced Search" section contains several input fields and dropdown menus: "Title" (text input), "Date added" (dropdown with "All dates" selected), "Author" (text input), "Formats" (dropdown with "All formats" selected), "Subjects" (dropdown with "All subjects" selected), "Languages" (dropdown with "All languages" selected), "Availability" (dropdown with "All titles" selected), and "ISBN" (text input).

OR

You can also “Browse” Collection by Category.



6. **BROWSE**, Once you find the book you want, click on your selection. Click on the word “Borrow”. This shows the titled is now checked out to you .



7. Tap on “CHOOSE A FORMAT” and select format. AND ADD TO APP. You can also READ NOW, but you much on WiFi.....

The screenshot displays two book cards side-by-side. The left card is for 'Between Breaths' by Elizabeth Vargas, featuring a black and white portrait of the author. It includes a 'CHOOSE A FORMAT' dropdown menu, a blue 'READ NOW' button, a 4.5-star rating, and a 'Return' link. The right card is for 'Bomb' by Steve Sheinkin, featuring a cover with a large 'BOMB' title and an airplane. It includes an orange 'GET KINDLE BOOK (FROM AMAZON)' button, a blue 'READ NOW' button, a 4.5-star rating, and a 'How to return' link.

8. Book is placed in your “Loan” list. Also, in your Overdrive, if you indicated “add to app.”

The screenshot shows a vertical menu with the following options: Loans, Holds, Wish list, Recommendations, and Settings. At the bottom of the menu is a blue button labeled 'Sign out'.